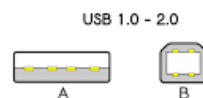


Approved by:	Version: 20230829
Date:	Author: FW <span style="float: right;">Page 1 by 2</span>

## Machery-Nagel Urixon Relax Instructions

The document describes the connection and labeling of the meter, to work with the Zafena POC-Workstation. Physical connection is between USB-A and USB-B.

Product code cable: **ZAF-520-3**




### Instrument-tag: LMC-MUR1

Print and attach the instrument-tag on to the meter. In some cases, to enhance the work flow, it might work better to attach the tag in close proximity to the meter.



### Communication settings

1. Choose "Arrow down"

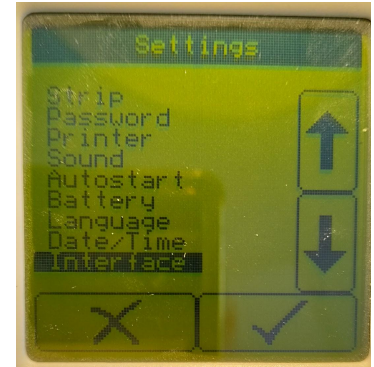


2. Choose "Settings"



Approved by:	Version: 20230829
Date:	Author: FW <span style="float: right;">Page 2 by 2</span>

3. Choose "Interface"



4. Set Host Interface to:  
**On**  
Save the setting by pressing "√"

